


# THRIVE IN THE HIVE

TWO TEACHER-MOMS  
HELPING YOUR  
FAMILY THRIVE  
AT HOME, AT SCHOOL,  
AND IN LIFE



Dear Parents,

If you're reading this, it's probably because you're interested in helping your child develop his writing skills. Hooray for you!!! The more your child writes, the better his writing will be. Practice always makes things better.

This booklet is designed for children ranging in age from six to twelve. We have created 10 fun and engaging prompts to inspire astonishing writing. You can use this booklet any way you would like. Here are some ideas:

- Have your child work through the booklet, completing one writing prompt each week. At the end, he will have a nice summer journal with 10 entries that you can keep.
- Choose a certain number of prompts you would like your child to have completed by the end of the summer, for example, 5. Let him skip around and choose the prompts he would like to complete.
- If your little writer is reluctant, talk with him about the prompt for the day. Make it fun, and break the writing process up into multiple days! On day one, have your child brainstorm ideas he could write about. On day two, have him plan out what he wants to write, and on day three, write the final copy. Support him, encourage him to explore his ideas, and praise his effort. You can even give a fun reward for each completed prompt (stickers, smiley faces, etc.). Each time he earns five stickers or smiley faces, he get a beloved treat --ice cream, money, extra screen time--whatever works to motivate your child.
- Create a schedule for your child to ensure the writing gets completed, and remember to make it fun! Maybe it's something you do after breakfast or after dinner as part of your routine. Praise and reward your child for the effort put into his writing. This isn't the time for criticism.
- You can use this as a teaching tool as well. For example, if you see that your child never starts a sentence with a capital letter or does not use correct subject-verb agreement, you can teach these skills on the side, but separately from their prompts. Please don't take out a red pen and destroy his writing. Just file away the knowledge and address it at another time.

If you love these ten prompts and want more, please purchase our book, *42 Fun and Engaging Summer Writing Prompts: developed by teachers for children ages 6 to 12* on Amazon:  
[https://www.amazon.com/dp/B093JZTFBQ/ref=sr\\_1\\_1dchild=1&keywords=Brianna+Nelson&qid=1619545397&sr=8-1](https://www.amazon.com/dp/B093JZTFBQ/ref=sr_1_1dchild=1&keywords=Brianna+Nelson&qid=1619545397&sr=8-1)

Happy thriving! :)

Website



Podcast



Facebook



Instagram



© 2021 ThriveInTheHive.life



[www.ThriveInTheHive.life](http://www.ThriveInTheHive.life)

Date:

# Dream Vacation



WRITE ABOUT THE FOLLOWING TOPIC:

Imagine that you're on your dream vacation. Write a postcard to a friend or family member telling about your trip. Don't forget to add their name and address! Draw a picture of something you've seen on your trip on the front of the postcard!

front:

A large rectangular area with a red and blue striped border, intended for drawing a picture of something seen on a trip.

[www.ThriveInTheHive.life](http://www.ThriveInTheHive.life)



back:

*Postcard*



Postcard back template with a red and blue striped border. The left side has ten horizontal lines for an address. The right side has a dashed box for a stamp, a circular postmark with wavy lines, and four horizontal dotted lines for a message.



Date:

# You Saw What?!



FINISH THE STORY & INCLUDE A PICTURE:

You'll never believe it, but when I was at the beach (or  
park/camp/backyard/lake/pool, etc.), I saw...

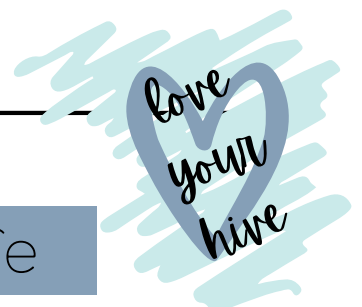
---

---

---

---

---



This image shows a full page of white paper with horizontal black ruling lines, typical of notebook paper. The lines are evenly spaced and run across the width of the page. In the bottom right corner, there is a small, stylized blue heart-shaped sticker. Inside the heart, the word "love" is written in a cursive, handwritten font. The sticker has some light blue brushstroke-like patterns around its edges.

www.ThriveInTheHive.life




Date:

# Perfect Summer Day



WRITE ABOUT THE FOLLOWING TOPIC:

Create a scrapbook page detailing your perfect summer day. Include details! Who would you spend it with? Where would you go? What would you do? Write an article to go along with your page.



[www.ThriveInTheHive.life](http://www.ThriveInTheHive.life)

love  
your  
hive

This image shows a full page of white paper with horizontal black ruling lines, typical of notebook paper. The lines are evenly spaced and run across the width of the page. In the bottom right corner, there is a small, stylized blue heart-shaped sticker. Inside the heart, the word "love" is written in a cursive, handwritten font. There are also some light blue brushstroke-like marks around the heart.

www.ThriveInTheHive.life



Date:

# How Many Stars?

REVIEW



WRITE ABOUT THE FOLLOWING TOPIC:

A publishing company has asked you to provide a review of a new book. You've read it and are ready to share your thoughts. This can be completely made up or can be based on a book you've read!



---

---

---

---

---

---

---

---

[www.ThriveInTheHive.life](http://www.ThriveInTheHive.life)

love  
your  
hive



This image shows a full page of white paper with horizontal black ruling lines, typical of notebook paper. The lines are evenly spaced and run across the width of the page. In the bottom right corner, there is a small, stylized blue heart-shaped sticker. Inside the heart, the word "love" is written in a cursive, handwritten font. There are also some light blue brushstroke-like marks around the heart.

www.ThriveInTheHive.life



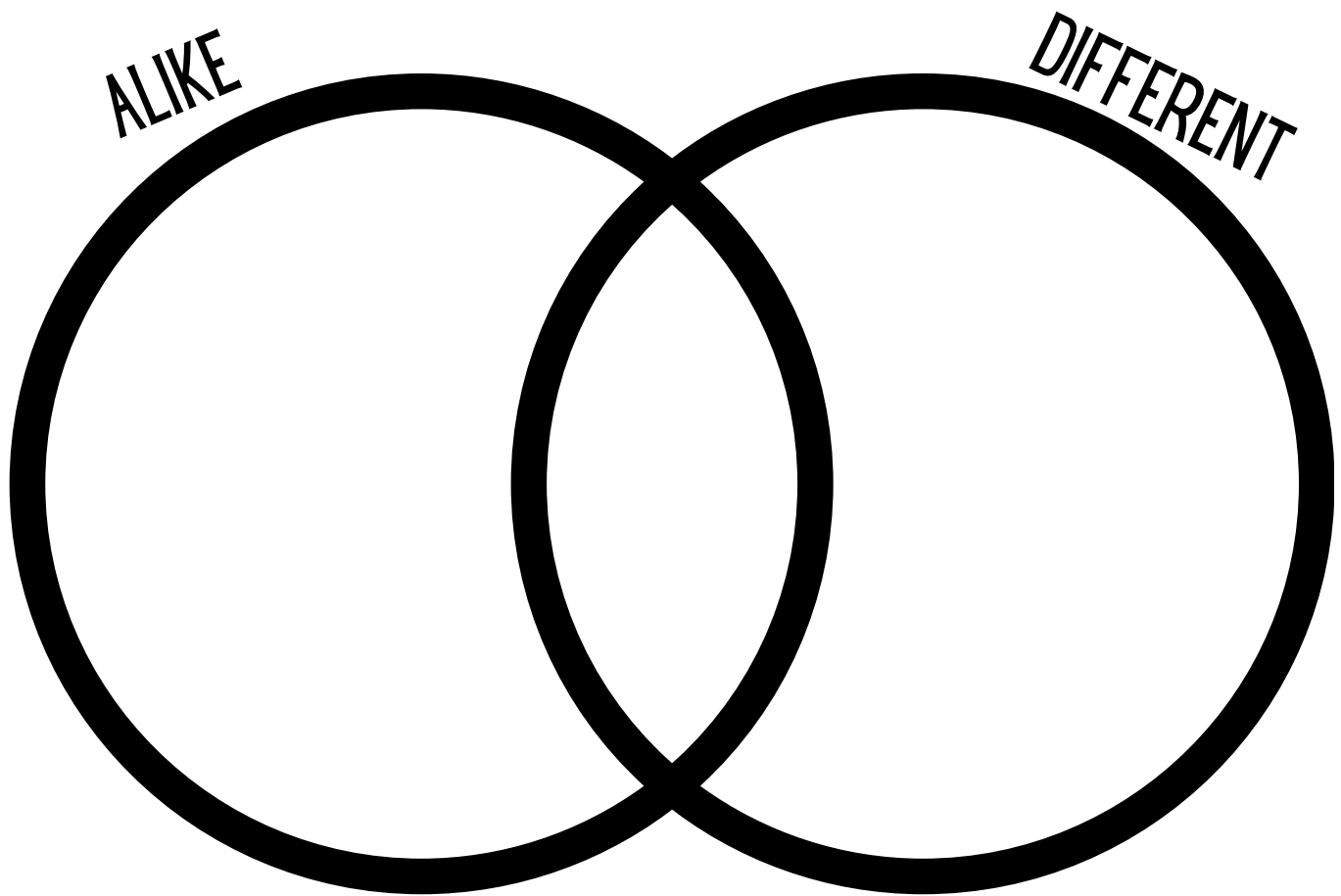
Date:

# Alike & Different



WRITE ABOUT THE FOLLOWING TOPIC:

Think of a character from a book you've read. Explain how you and the character are alike and how you're different. Use the Venn Diagram to organize your thoughts.




[illegible]

www.ThriveInTheHive.life



Date:

# I'm Hungry!



WRITE ABOUT THE FOLLOWING TOPIC:

Write up a recipe card with ingredients and step-by-step directions for making your favorite sandwich.

## Recipe

---

---

---

---

---

---

---

---

---

---



[www.ThriveInTheHive.life](http://www.ThriveInTheHive.life)

Date:

# Sweet Treat



WRITE ABOUT THE FOLLOWING TOPIC:

Use your five senses to describe your favorite dessert without actually naming the dessert! Read your writing to someone to see if they can guess what you're describing!

This image shows a full page of white paper with horizontal black ruling lines, typical of notebook paper. There are ten evenly spaced lines across the page. In the bottom right corner, there is a decorative graphic consisting of several light blue brushstrokes. Overlaid on these strokes is a dark blue heart shape. Inside the heart, the words "love your" are written in a white, cursive script font.

www.ThriveInTheHive.life




This image shows a blank sheet of white paper with horizontal ruling lines. The lines are evenly spaced and extend across the width of the page. In the bottom right corner, there is a small, stylized logo featuring a heart shape and the word "love" written in a cursive font.

www.ThriveInTheHive.life



Date:

# Tie Breaker



WRITE ABOUT THE FOLLOWING TOPIC:

Your parents are debating whether to head to the mountains or the beach. It's up to you to convince them one way or the other! What's it going to be? Be persuasive!

---

---

---

---

---

---

---

---

---

---



This image shows a blank sheet of white paper with horizontal ruling lines. The lines are evenly spaced and extend across the width of the page. In the bottom right corner, there is a small, stylized logo featuring a heart shape and the word "love" written in a cursive font.

www.ThriveInTheHive.life





# I'm Intrigued



Write a creative story called,  
"The Mystery of the Missing Flip Flops"

This image shows a full page of white paper with horizontal black ruling lines, typical of notebook paper. There are ten evenly spaced lines across the page. In the bottom right corner, there is a decorative graphic consisting of light blue brushstrokes forming a heart-like shape. Inside the heart, the words "love your" are written in a cursive, handwritten style.

www.ThriveInTheHive.life




This image shows a blank sheet of white paper with horizontal ruling lines. The lines are evenly spaced and extend across the width of the page. In the bottom right corner, there is a small, stylized logo featuring a heart shape and the word "love" written in a cursive font.

www.ThriveInTheHive.life



# Lions and Tigers and...



Write a story about being trapped in the zoo overnight.

[illegible]

www.ThriveInTheHive.life



This image shows a blank sheet of white paper with horizontal ruling lines. The lines are evenly spaced and extend across the width of the page. In the bottom right corner, there is a small blue heart-shaped logo containing the word "love" in a cursive font.

www.ThriveInTheHive.life

